




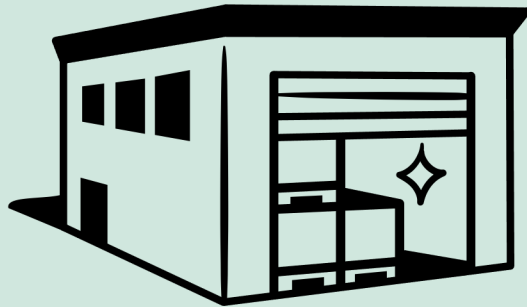
Track your internal logistics flows

-  Reduce packaging costs
-  Prevent losses and inefficiencies
-  Get actionable data for reporting and compliance



Use cases

TrackWise turns deliveries into return opportunities



Warehouse

Internal

Retail stores



Packaging is sent from the central warehouse to retail stores, then returned after use for inspection, restocking, and reuse.

Warehouse locations



Shipments move from the central warehouse to various office locations and are later returned for reuse in the next delivery cycle.

External

Recurring B2B customers



Goods are delivered from the central warehouse to recurring business customers, who return the packaging via back-haul or pick-up.

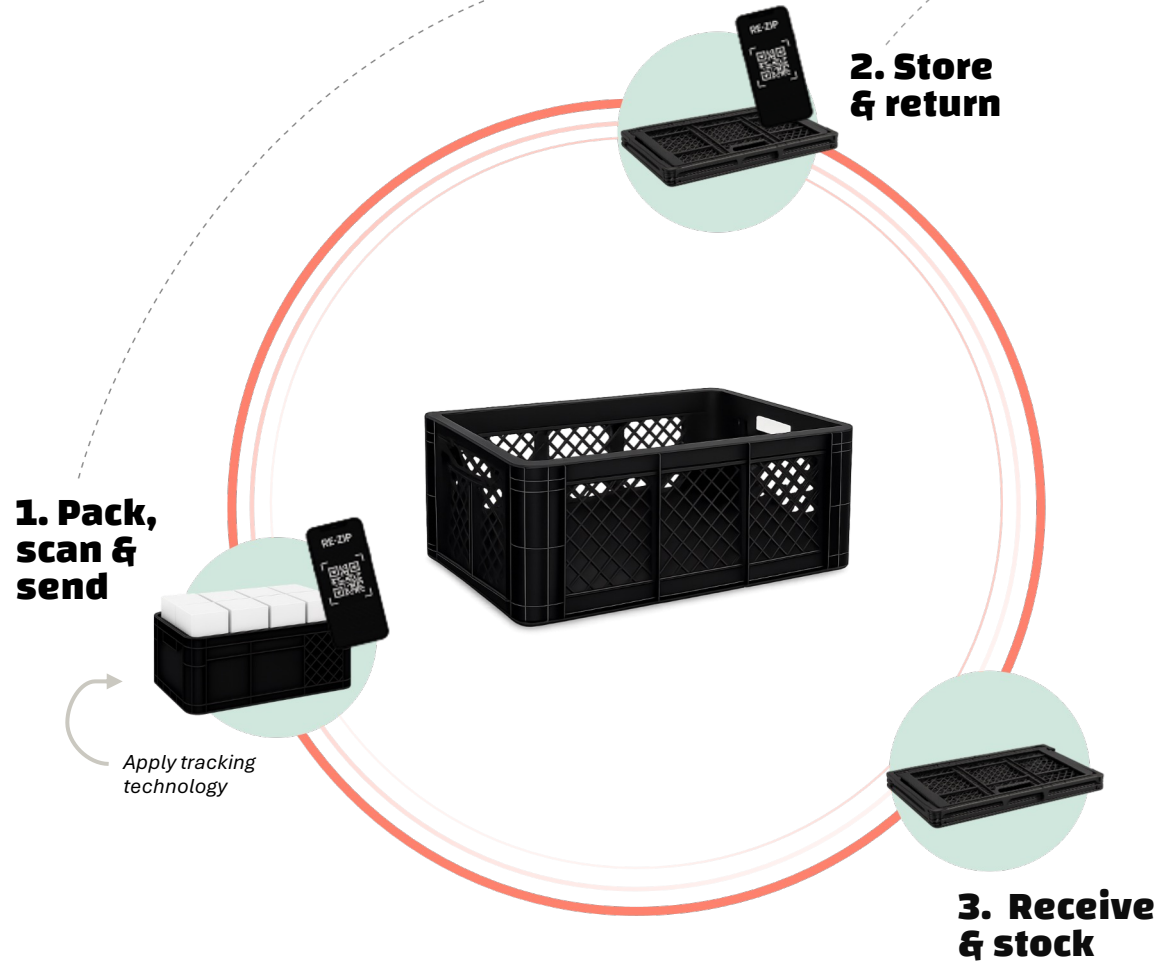
Recurring B2C customers



Packaging is dispatched from the central warehouse to end consumers, who return it via designated return points or collection on next delivery.

Internal Loop

9-12 valuable data points



1 SCAN

Financial

- Loss prevention
- Cost savings
- EPR fees

Activity

- Rotations
- Return rate
- Reuse rate

Environmental

- Waste reductions
- CO₂e reductions
- Water reductions

2 SCANS

Track & Trace

- Location trace
- Distance travelled
- Heat map



Tracking and reporting requires integration to existing WMS scans, webhooks or TrackWise open API.

Use current packaging or switch to RE-ZIP patented packaging

Current packaging

By adding the preferred tracking technology TrackWise ensures efficient return and reuse



Stackable transport boxes



Collapsible transport boxes



Cradles and pallets



Cardboard boxes

RE-ZIP Packaging

Can be folded to take up limited space, making it possible to consolidate many for returns



Cardboard boxes

Technology for tracking

Technology selection depends on:

1) Packaging value
low vs. high

2) Control level
low vs. high

3) Flow location
internal vs. external

4) Automation need
manual vs. automatic tracking

QR Code



Barcode



RFID



NFC



BLE



GPS



- ✓ Low costs
- ✓ Easy to implement
- ✓ No electricity required

- ✗ Manual or camera-based scanning

- ✓ Low costs
- ✓ Easy to implement
- ✓ No electricity required

- ✗ Manual or camera-based scanning
- ✗ Slow response time (vs. QR Code)

- ✓ Automatic bulk scanning
- ✓ Durable

- ✗ Requires reading equipment
- ✗ Limited range

- ✓ Compatible with smartphones
- ✓ Durable

- ✗ Requires reading equipment
- ✗ Requires close contact

- ✓ Real-time tracking
- ✓ Compatible with smartphones

- ✗ Requires battery and gateways
- ✗ High costs (>€5)

- ✓ Global real-time tracking
- ✓ Geofencing for location-based

- ✗ Requires battery
- ✗ High costs (>€50)

Regulatory demands

TrackWise helps your company stay ahead of regulatory demands through traceability, documentation, and reporting – fully aligned with EU packaging legislation.

Extended Producer Responsibility (EPR)

National EPR schemes are increasingly based on environmental performance. Using TrackWise enables fee reduction and proves packaging is kept in circulation.

EPR
Waste fees

Green Claims Directive (GCD)

Claims like “reusable packaging” must be backed by measurable, verified data. TrackWise generates auditable reports to ensure marketing and compliance teams can make science-based claims.

GCD
X Green washing

Packaging and Packaging Waste Regulation (PPWR)

PPWR requires 100 % of packaging for internal transport logistics or domestic B2B flows to be reusable by 2030. TrackWise provides verifiable data to document reusable packaging within a reuse system.

PPWR
100% by 2030

Corporate Social Responsibility Directive (CSRD)

TrackWise delivers granular, auditable reuse data that feeds directly into Scope 3 emission accounting and circularity metrics under ESRS.

CSRD
Reporting legislation

Get started in 3 steps

1



Book an introductory call

We assess your internal logistics flow:

- Identify relevant use cases
- Review data infrastructure, scans and data points
- Evaluate packaging and tracking technology needs

2



Plan your onboarding

Together we develop the setup:

- Define tracking integration (WMS/webhooks/API)
- Choose tracking technology
- Align on packaging and return logistics

3



Go live and unlock value

Start tracking your packaging flow:

- Monitor return rates and reuse cycles
- Access live reporting
- Ensure compliance and reduce EPR fees



Catherine Cambier
Executive General Director of the RAJA Group



BRUUNS BAZAAR



This solution from RE-ZIP marks a significant milestone in advancing reusable packaging for e-commerce. It provides a viable alternative to single-use shipping boxes, aligning with the European Union's sustainability goals.



Reach out to us

Bo Bach Boddum
CEO

bb@re-zip.com

+45 60 70 70 90

Thomas Fugl
CCO

tf@re-zip.com

+45 20 34 03 14

Daniel Nygaard
Policy & Compliance Manager

dn@re-zip.com

+ 45 27 28 60 21

BOOK A CALL



<https://calendly.com/re-zip>

